

Please use a computer with a web camera installed and a microphone.


Click the **MS Teams - link** in the site near the room you want to enter. In a new tab it will open a page like below. If you have MS Teams on your computer, you can click „Open Microsoft Teams”. If you don't have MS Teams installed you will click „CANCEL” and the sessions will be held in the browser.

The screenshot shows a web browser window with the address bar displaying a Teams join link. The page content includes the Teams logo, a heading "How do you want to join your Teams meeting?", and three options: "Download Teams (work or school)", "Continue on this browser", and "Open Teams (work or school)". A modal dialog titled "Open Microsoft Teams?" is open, asking for permission to open the application and providing "Open Microsoft Teams" and "Cancel" buttons.


adresa link - bulgariu.emilian@g... x Join conversation x +


teams.microsoft.com/dl/launcher/launcher.html?url=%2F_%23%2F1%2Fmeetup-join%2F19%3AQ6hOOj6DZHnaw8Q5ygE32Prprz0GIIUy5TZf_yALqM1%40thread.tacv2%2F1655...


YouTube Maps News



How do you want to join your Teams meeting?

**Download Teams (work or school)**
Use the desktop app for the best experience.

**Continue on this browser**
No download or installation required.

**Open Teams (work or school)**
Already have it? Go right to your meeting.


[Privacy and cookies](#) [Third-party disclosures](#)

Click on „Continue on this browser”


adresa link - bulgariu.emilian@g... x Join conversation x +


teams.microsoft.com/dl/launcher/launcher.html?url=%2F_%23%2Fi%2Fmeetup-join%2F19%3AQ6hOOj6DZHnaw8Q5ygE32Prprz0GIIUy5TZf_yALqM1%40thread.tacv2%2F1655... ☆


YouTube Maps News



How do you want to join your Teams meeting?

**Download Teams (work or school)**
Use the desktop app for the best experience.

**Continue on this browser**
No download or installation required.

**Open Teams (work or school)**
Already have it? Go right to your meeting.

[Privacy and cookies](#) [Third-party disclosures](#)

The browser will require you to access your camera and microphone. Click “Accept” to see and hear one another in the conference. Enter your name and affiliation and then click „Join now”

Choose your audio and video settings for

Meeting now

Enter name

Join now

Microphone Camera Custom Setup

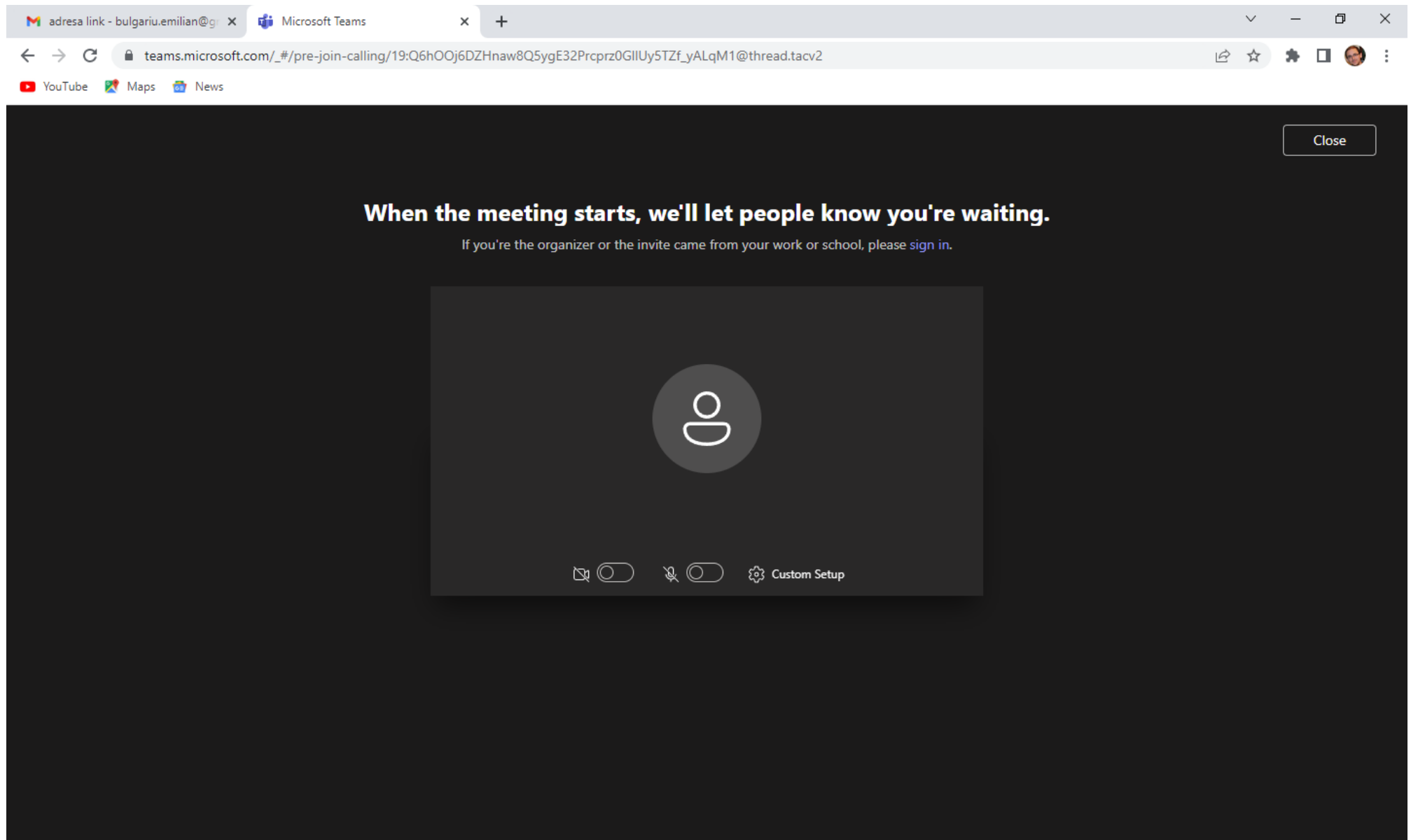
Other join options

Audio off Phone audio

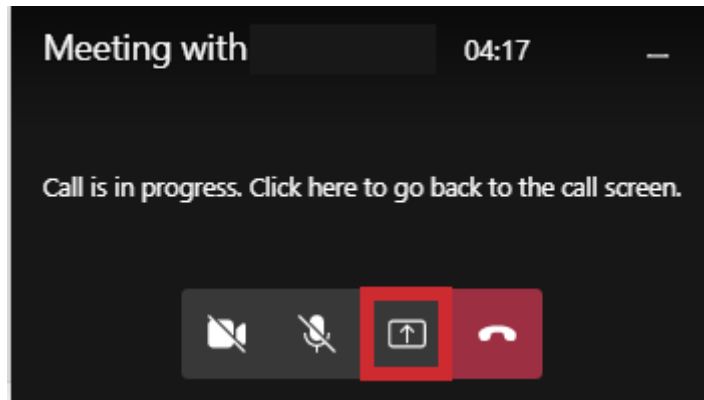
For a better experience sign in or download the desktop version

You will wait until the organizer accepts you in the room as a guest. Please check also your email for news from the organizer, if the time for waiting is too long.

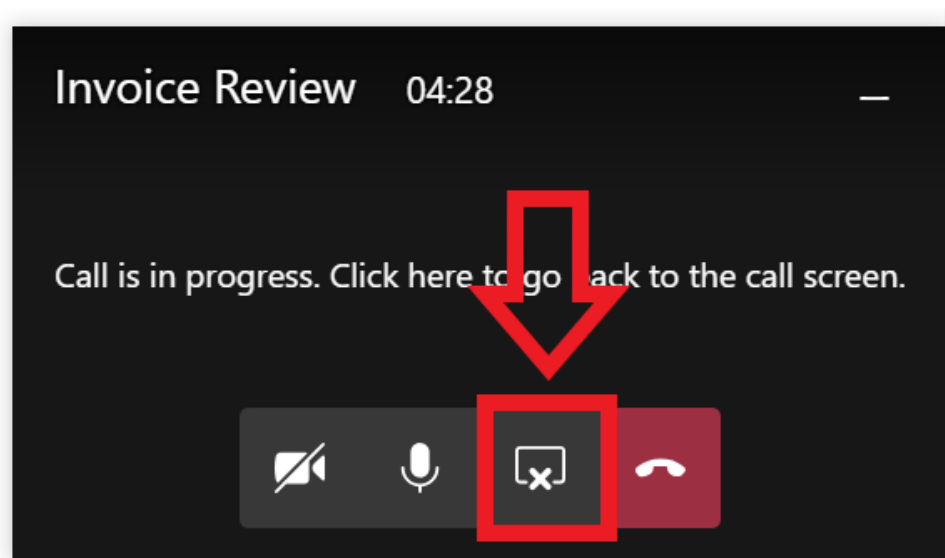
Please stay with your camera open and your microphone closed when other persons are speaking.



When is your turn to present your work, please unmute yourself and share screen by clicking the share button (like in the image, the button in the red square).



At the end of your presentation and after the questions from your colleagues in the room you will close share screen by clicking the stop share button.



Thank you for your attention and cooperation!